



**X<sup>C</sup> 50**

“Perfection is a promise, and a reassurance that we are not wrong”

*Lauren Oliver, Requiem*



The Xc 50 is the largest model in the Xcruising range and offers a wide range of custom options to allow owners to create an elegant personalised yacht.

In the Summer of 2014, after receiving practical experience and extensive feedback from our owners, she went through a revamp following the rest of the Xc Range. This successfully took her through to the ‘Next Generation’. This updated version includes features such as optional teak on bulwarks, side decks and coachroofs, new keels for improved stability, more hull portlights increasing natural interior lighting, updated galley fixtures, nav station modifications, improved storage in the Owner’s Cabin and much more.

Ocean Style: The largest Xc Model, the Xc 50 is a refined bluewater cruising yacht.





“This yacht is designed for someone who dreams of cruising but does not want to go slowly”

Juan Pablo del Solar Kolbach, Xc 50 Owner, Chile

# Designer's comments

One of the main differences between the Xperformance and Xcruising ranges is the hull design. The Xc range, with its deeper hull sections, provides a greater interior volume for tanks and other essential cruising equipment. Deeper V-shaped forward hull sections ensure a smooth and comfortable motion when the yacht is sailed against waves (either under sail or engine).

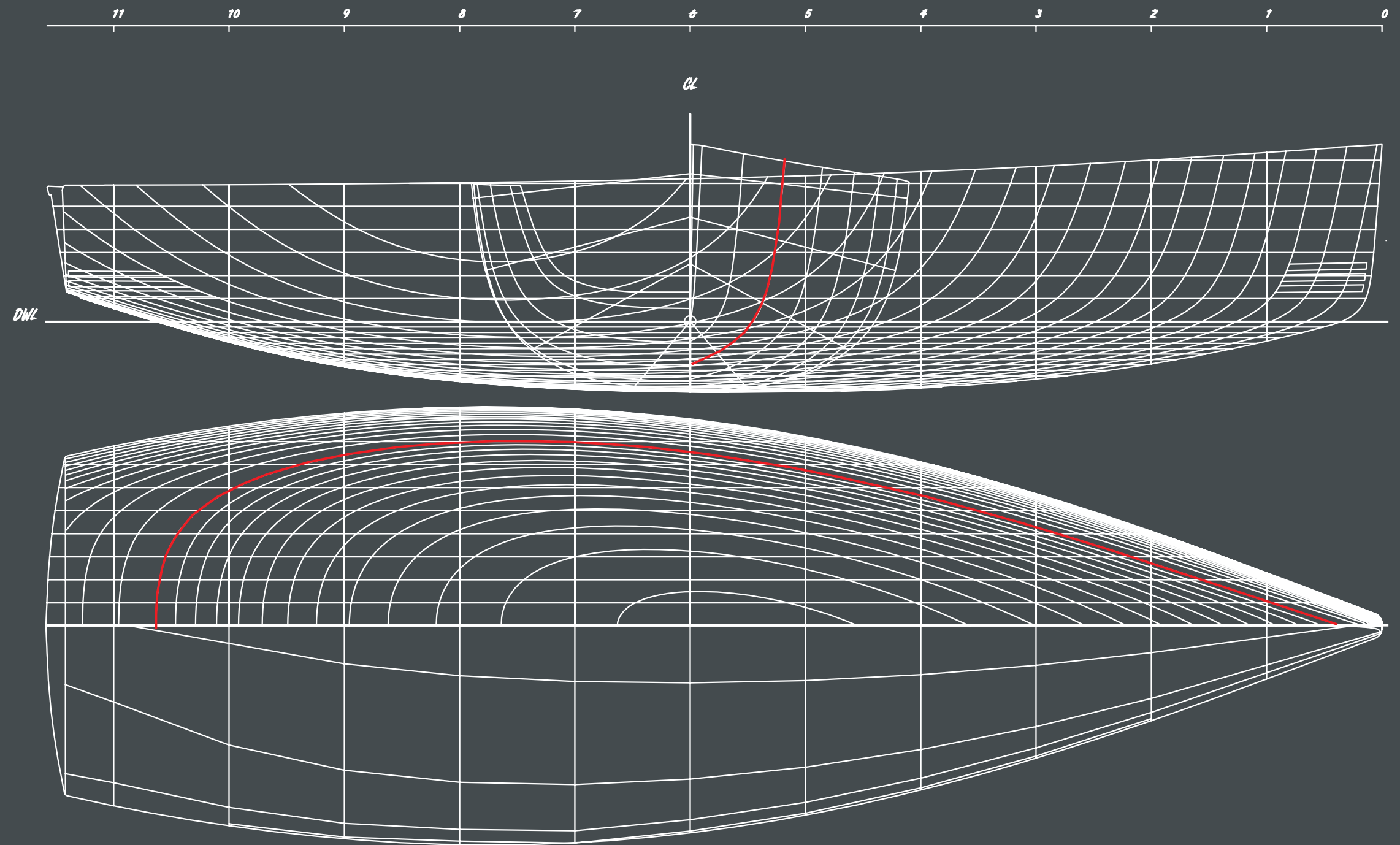
The greater displacement allows for a heavier keel to be fitted. The large fuel and freshwater tanks and the heavy battery bank are all strategically located low and central in the yacht for excellent weight distribution. Lowering the centre of gravity optimises the stability and allows for a well proportioned sail plan. The Xc 50 can make short work of any long passage.

The composite lead/cast iron keel is encapsulated in a reinforced epoxy e-glass shell to guarantee a perfect keel section and avoid corrosion. Flush mounted skin fittings and a folding propeller reduce drag, ensuring the Xc 50 can make the most of the conditions.

The next-generation Xc 50 features an improved new interior bringing new innovative features, whilst maintaining the practical layout of a boat designed to be used at sea.



**Niels Jeppesen**  
Design Director

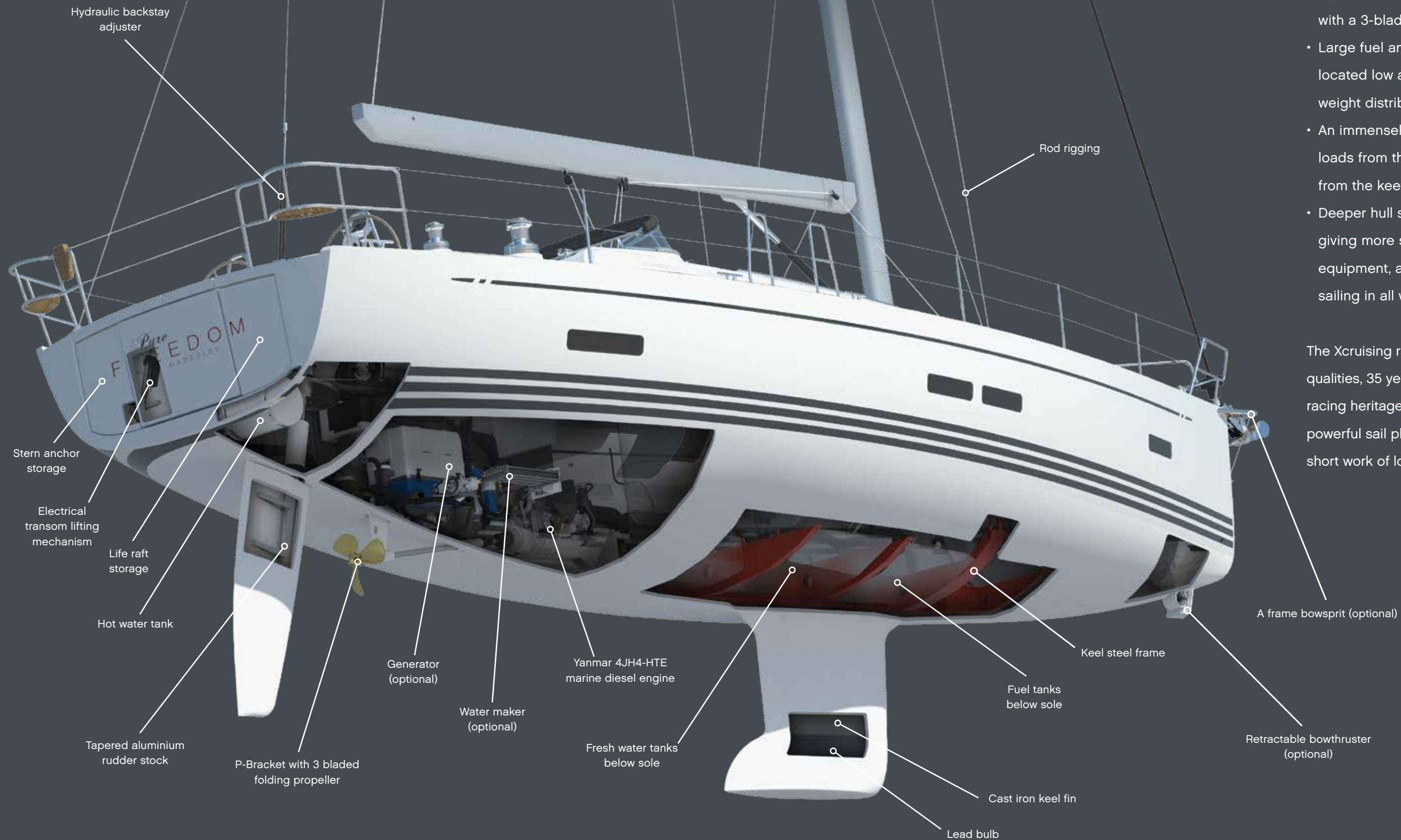


<b>Copyrights</b>  	<b>Yacht</b> Xc 50	<b>Designed by</b> X-Yachts Design Group	<b>Principal Dimensions</b> Hull length: 14.99 m - 49.18 ft Beam: 4.60 m - 15.09 ft Draft: 2.35 m - 7.71 ft Displ.: 16,085 kg - 35,461 lbs
	<b>Drawing</b> Lines Plan		
	<b>Date</b> 2015		



Pure  
FREEDOM

# Xcruising qualities



Designed and developed for long-distance cruising, the Xc 50 takes many of the qualities of the performance X-Yachts such as rod rigging and fully encapsulated keels, but also has many features that make it ideal for offshore passage making:

- A powerful engine in a well insulated compartment, with a 3-bladed folding propeller
- Large fuel and fresh water tanks, all strategically located low and central in the yacht for optimum weight distribution
- An immensely strong steel hull girder frame, taking the loads from the composite lead/cast iron keel as well as from the keel stepped mast
- Deeper hull sections provide a greater interior volume, giving more storage and space for essential cruising equipment, a feature which also provides smoother sailing in all weathers.

The Xcruising range is more than having great cruising qualities, 35 years of performance yacht experience and racing heritage are not lost on the Xc 50. A flexible yet powerful sail plan, excellent stability and easy handling make short work of long passages, giving you more time to explore.



# Owner's comments

Two of our owners describe their Xc 50 experience...

## Birger Hansen, Denmark

*I have a large family, and for me, it is key to have a fast and safe yacht. My kids love knowing how far away we are from the next marina or anchorage so the yacht needs to be able to move at speed. For me, it is important that I am able to enjoy the voyage.*

*One of my greatest passions in life, has been working with the world's most fantastic motorbikes. I have myself, custom-built a massive bike with a 550HP Ferrari engine. It sounds mad, it is mad, but this obsession hit me early on in life, exactly at the same time as my passion was for making the most fantastic yachts.*

*I have the pleasure of being an owner of an Xc 50, which I think is by far the best X-Yachts model yet. In contrast to my bikes, this yacht*

*looks understated, however the qualities it hides are abundant.*

*The interior woodwork is at a quality level, that is hard to find these days, along with the general workmanship and design found in her. With a full sandwich hull and deck, steel hull girder, discontinued rigging, and all the other typical X-Yachts qualities highlight what makes her stand out from the crowd.*

*I will never forget the X-Yachts Gold Cup when we almost won our "over 50ft class". The last day of racing was sailed in very light winds, so we ended up losing to an Xp 50. I could almost accept that! It is always fun to sail the Xc 50 and see the faces of those we overtake...but then again that is the "boy" in me coming out!*



Birger and his crew, XcL, Gold Cup 2013



Juan Pablo and his crew, Carolina

## Juan Pablo del Solar Kolbach, Chile

*Xc 50 Carolina's first sail in Chile, happened only 5 days after arriving from Denmark.*

*Recently rigged, we set up a makeshift crew; the boat is so simple, so easy to carry; that we did a race with no mistakes, no problem!*

*The Xc 50 was surprisingly fast around her first course and proceeded to lead the fleet. This was surprising, considering she is an 18 tonne yacht, designed to be a good cruiser. She has good speed, very docile and easy to carry; a pleasure to sail from start to finish.*

*The whole thing has been an extraordinary experience; a visit to the X-Yachts boatyard,*

*quality of construction, a yacht with zero problems and zero failure and a great dealer in Chile, Juan Eduardo Reid. Everything was a pleasure from the start of the project right through to completion.*

*This yacht is designed for someone who dreams of cruising but does not want to go slowly. Soft to sail against the wind even when the wind is pounding hard. In my previous yachts, they would be pounding and pounding, but this yacht does not hit but sails very smoothly. This makes for surprisingly pleasant cruising and a great sail, despite the conditions outside.*

*That is my conclusion, the Xc 50 is the best cruise.*



# Deck layout



*Both boats shown with optional sidedeck teak.  
Boat to port is shown with optional coachroof  
teak and fixed windscreen.*

# Deck details



The innovative Xcruising folding transom includes additional features on the Xc 50. Besides a hinged liferaft storage compartment to starboard, there is also an extra storage compartment to port for a stern anchor, or flammable material such as diesel cans.

Xc 50 shown with optional teak laid decks on top of coachroof and side decks, optional windshield with optional dark grey spray hood available.



All the sheets run smoothly to the cockpit standard self-tailing stainless steel winches.



Folding teak cockpit table. Storage in centre of table. Optional grabrail on forward end.



The 'standard' Xc 50 comes with stainless steel wheel crash bars. Optional enlarged crash bars with integrated engine throttle and/or thruster controls on the starboard wheel.



Stainless steel ventilation dorades are mounted on the coach roof, with stainless steel protection bar, provide excellent ventilation into the accommodation.



In the foredeck a deep sail locker, with integrated self draining anchor chain compartment. The electrical anchor winch capstan can be fitted with an optional topwinch to operate moorings.



Cockpit table GRP instrument support, designed to fit a chart plotter and binnacle compass.

# Cockpit protection



*An optional bimini (shown here) or cockpit tent are available.*



*The standard spray hood rests in a "sock" when folded.*



*The standard spray hood is supported by three stainless steel frames. For canvas colour options, see page 22-23.*



*Xc 50 comes optional with an aluminium framed windshield with toughened glass.*



*The optional windshield with the raised spray hood.*

# Hull style options




## Hull trim stripes

A standard Xc 50 comes in a white gelcoat with steel grey (RAL 7011) waterlines and sheerline stripe, optional light grey (RAL 7035) waterlines and sheerline stripe.



White hull with steel grey stripes



White hull with light grey stripes



## Exterior fabrics

Choose between standard dark grey (Swela 37365) or alternative silver grey (Swela 37362) for sprayhood, bimini, cockpit tent, cockpit cushions, boom cover, forestay cover, cockpit table and wheel covers. Other colours on request.



Dark grey (Swela 37365)



Silver grey (Swela 37362)



# Stylish Interior

“Quality is not an act, it is a habit”

*Aristotle*

# Interior layouts

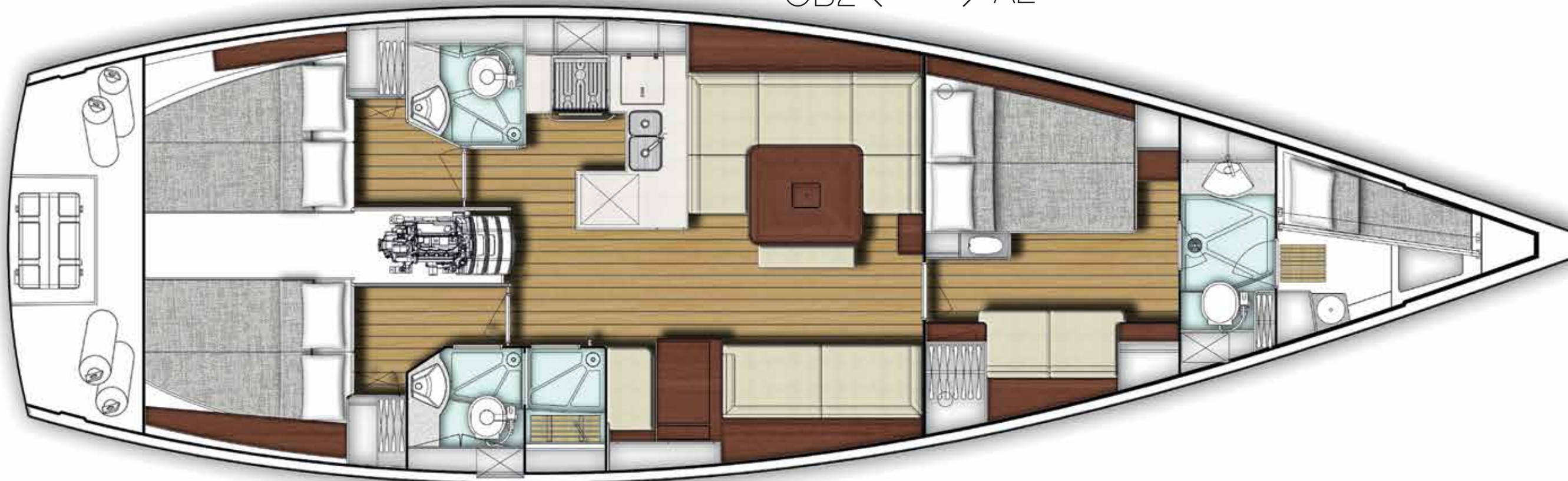
Two interior layouts are offered with a variety of surface finishes. See p36-37 for more details.



CB1 ↔ A1

## Standard layout (CB1-A1)

- Owner's cabin with large double centre berth.*
- Owner's en-suite head is located on port side. Dedicated shower compartment with Plexi glass doors*
- Large saloon with seating for 6 around the table, plus additional sofa on starboard side.*
- Forward facing nav station with ample space for charts.*
- Spacious u-shaped galley featuring an extra large worktop made in Camoan white Corian.*
- Standard aft head, located on starboard side, with dedicated shower compartment.*
- Spacious aft double cabins with storage under berth.*



CB2 ↔ A2

## Optional layout (CB2-A2)

- Owner's cabin with large double berth to port.*
- Owner's en-suite head is located forward.*
- Large sail hatch.*
- Spacious saloon with seating for 6 around the table.*
- Forward facing nav station with ample space for charts.*
- Spacious galley with 3-burner stove and optional front opening fridge.*
- Enlarged aft head compartment with dedicated shower.*
- Spacious aft double cabins with storage under berth.*



# Saloon

The spacious saloon is flooded with light from coachroof portlights and deck hatches. The large dining table with integrated wine bottle compartment can comfortably host 8 guests. Seating consists of a spacious U-Sofa on port side and an additional sofa or seats on starboard side, depending on layout.



*Above: The standard Xc 50 saloon with optional galley transverse cupboard.*

*Right: the saloon table has a built in wine bottle storage.*

*Upper Left: Wooden grills hide speakers for the optional entertainment systems.*


*Lower Left: Book shelf with adjustable book brackets on port and starboard.*





# Galley

The spacious galley has all the facilities positioned within easy reach and plenty of storage space. A Corian counter-top and tinted splashback create a stylish space. Handrails at the companionway and along the coach roof provide security under way.



*Above: Standard features include: Corian worktop with top loading fridge, a gimballed oven, toughened glass splash back, a rectangular sink with single lever mixing tap and shelves, drawers and lockers providing storage space for cutlery, crockery and food.*

*Right: Optional extras include: transverse top cupboard, top loaded deep freezer, front opening fridge, Nespresso coffee machine, Microwave and foot pumped saltwater tap.*

*Upper Left: Drawers have hidden runners that allow the drawer to be fully pulled out. The drawers feature soft close and self locking catches.*







# Nav station

The standard layout of the Xc 50 features a dedicated forward facing navigation station. It is the Xc 50's communication centre with ample room for literature and navigational instruments, as well as being the main hub for the yacht's electrical systems.

The nav station includes a large chart table with paper chart storage and drawers below. The top cupboard above the chart table can house a chart plotter. Additional instruments and VHF are fitted outboard of the chart table. This panel also houses the main electrical distribution panel for the boat.

*Above: The dedicated forward nav station with the chart plotter neatly hidden away in the top cupboard.*

*Right: The top cupboard "chart plotter" door in the open position. A gas spring holds the door securely in place when open.*





# Owner's cabin

Owner's cabin with large double centre berth with curved laminated battens below the mattress for improved ventilation and comfort. Large under berth drawers. Night tables positioned either side of berth.

Owner's en-suite head, located on port side, with a regular sized manually operated marine toilet, moulded sink with single lever luxury mixer tap, cupboard and mirror. Dedicated shower compartment with acrylic doors and automatic electric sump pump. Space for optional washing machine (see pricelist for details).

*Above: Top cupboards and shelves above the berth (port and starboard).*


*Right: Seat to starboard with large double wardrobe containing shelves and hangers and four drawers below.*



# Interior finishes




## Standard fabrics




## Microfibre (optional)



## Galley work tops



## Floorboards




*Above: optional interior surface options:*

*Optional white top cupboards, veneered freeboards/lower cupboards in saloon, galley/nav station and owners cabin.*

*Optional black Corian galley worktop.*

*Optional laminate floorboard in teak and holly.*

*The upholstery fabric shown above is Brooks 13 Sahara.*



**SAIL AREAS**

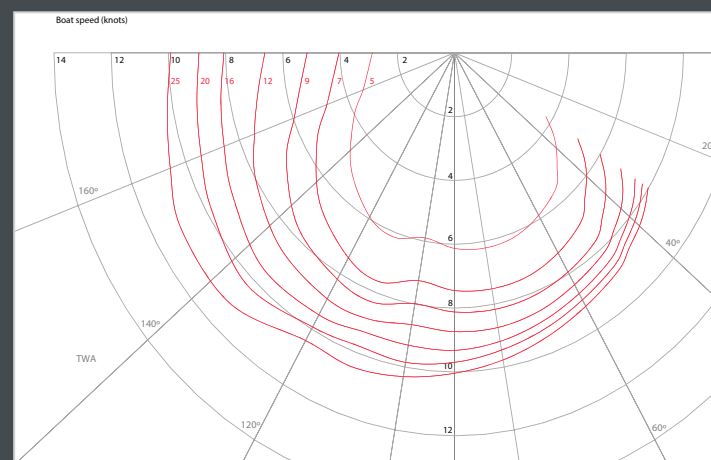

Mainsail	73.10 m <sup>2</sup>	786 ft <sup>2</sup>
Self tacking jib (94%)	53.30 m <sup>2</sup>	573 ft <sup>2</sup>
Genoa (106%)	60.10 m <sup>2</sup>	647 ft <sup>2</sup>
Asymmetric spinnaker	180 m <sup>2</sup>	1,937 ft <sup>2</sup>

**DIMENSIONS**

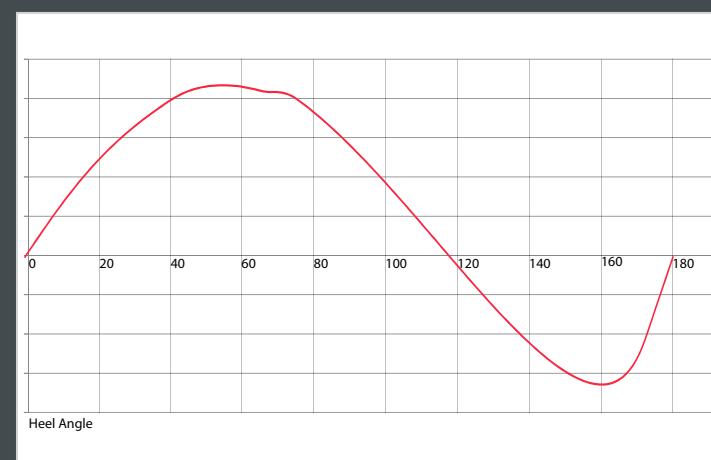
Hull length	14.99 m	49.18 ft
Waterline length	13.51 m	44.32 ft
Beam	4.60 m	15.09 ft
Draft (standard)	2.35 m	7.71 ft
Draft (shallow)	1.95 m	6.40 ft
Ballast (standard)	7,220 kg	15,917 lbs
Displacement light	16,085 kg	35,461 lbs

**ENGINE/TANKS**

Engine diesel	73.5 kW	98.6 HP
Fuel capacity	600 Ltr	158 (US) gal
Water capacity	800 Ltr	211 (US) gal



Polar Diagram for Xc 50 with standard keel and cruising condition.



Stability Curve for Xc 50 with standard keel and cruising condition.

This brochure is not contractual. All descriptions, illustrations etc. are indicative. X-YACHTS A/S reserves the right to modify or improve the specification without prior notice. December 2014.

Draft (shallow)  
Draft (standard)

X-C 50

---

**X-Yachts**<sup>®</sup>  
WORLD CLASS SINCE 1979