



X^C 35

The baby Xcruising

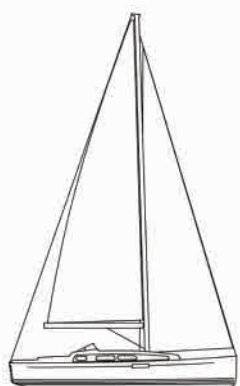


Like her bigger sisters, she has smooth hull lines, a stylish, practical cockpit, and an uncluttered, functional deck layout.



The Xc 35, nominated for “European Yacht of the Year 2015” award in the “Luxury Cruiser” category, joins the world renowned Xcruising range.

Despite her size, the Xc 35 shares the same DNA of her larger Xcruising sisters; a perfect compromise between cruising and performance. The Xc 35 is a small, but well equipped, blue-water cruising boat with a racing pedigree.



Xc 35



Xc 38



Xc 42




Xc 45



Xc 50



Jeppex
Haderslev



“The Xc 35 is conceived for
sailors who appreciate quality
and comfort without losing the
benefits of a true thoroughbred”

Nauta 360 magazine

Designer's comments

One of the main differences between the Xperformance and Xcruising ranges is the hull design. The Xc range, with its deeper hull sections, provides a greater interior volume for tanks and other essential cruising equipment. Deeper V-shaped forward hull sections ensure a smooth and comfortable motion when the yacht is sailed against waves (either under sail or engine).

The greater displacement allows for a heavier keel to be fitted. All the tanks and other heavy equipment are strategically located low and central in the yacht for excellent weight distribution. Lowering the centre of gravity optimises the stability and allows for a well proportioned sail plan. The Xc 35 can make short work of any long passage.


The L keel is encapsulated in a reinforced epoxy e-glass shell to guarantee a perfect keel section and to avoid corrosion. Flush mounted skin fittings and a folding propeller reduce drag, ensuring that the Xc 35 can make the most of any conditions.

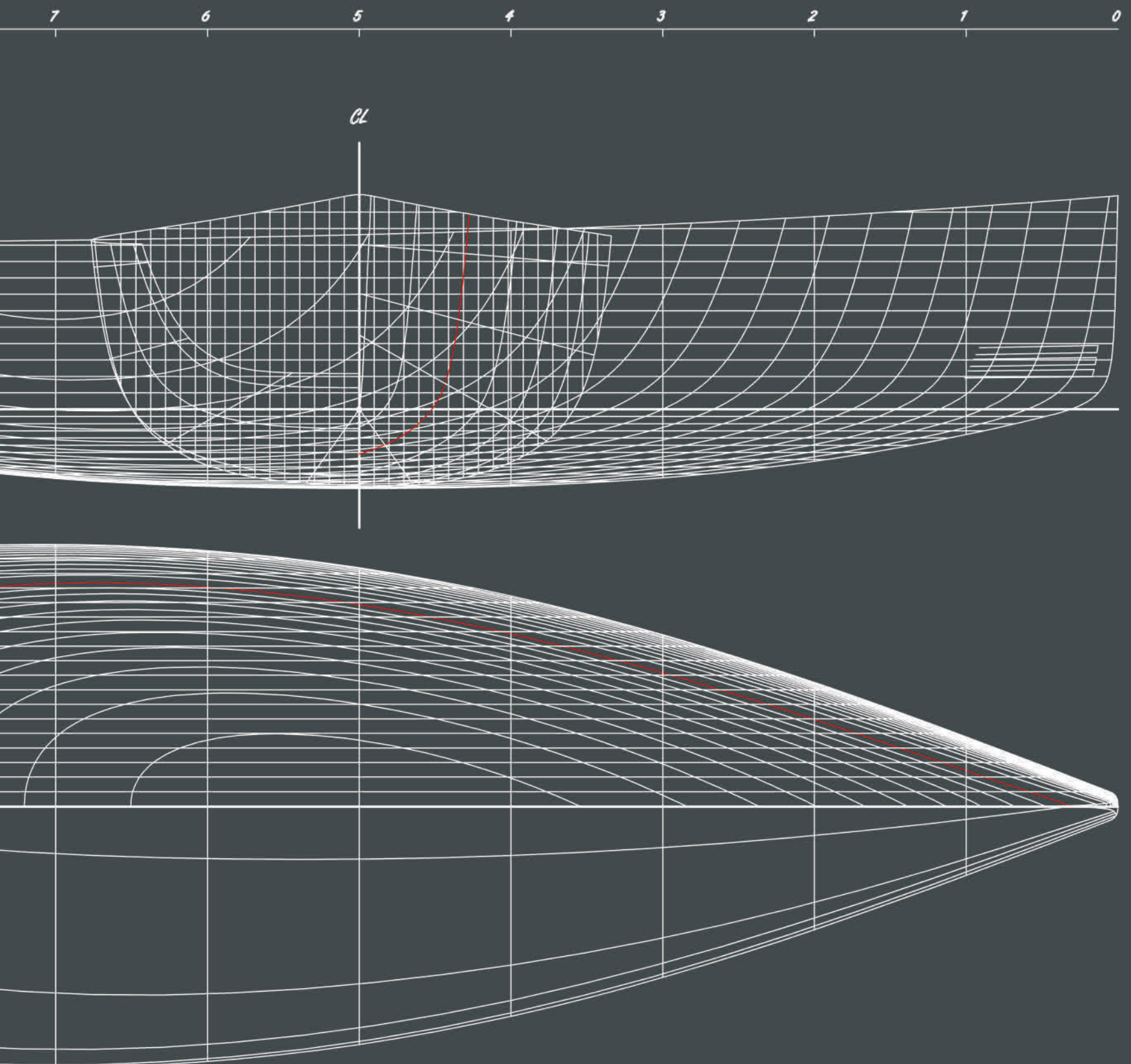
The Xc 35 features a modern interior bringing new innovative features, whilst maintaining the practical layout of a boat designed to be used at sea.



A stylized, handwritten signature in white ink.

Niels Jeppesen
Design Director






Copyrights 	Yacht Xc 35	Designed by X-Yachts Design Group	Principal Dimensions LOA: 10.36 m - 34.00 ft BOA: 3.52 m - 11.50 ft Draft: 1.90 m - 6.20 ft Displ.: 6,450 kg - 14,219 lbs
	Drawing Lines Plan		
	Date January 2014		



KABEL




Xcruising qualities



Designed and developed for cruising in comfort, the Xc 35 takes many of the qualities of the performance X-Yachts such as rod rigging and fully encapsulated keels, but also has many features that make it ideal for offshore passage making:

- A powerful engine in a well insulated compartment, with a 2-bladed folding propeller
- Large fuel and fresh water tanks, strategically located low and central in the yacht for optimum weight distribution
- An immensely strong steel hull girder frame, taking the loads from the keel as well as from the keel stepped mast
- Deeper hull sections provide a greater interior volume, giving more storage and space for essential cruising equipment, a feature which also provides smoother sailing in all weathers.

The Xcruising range is more than having great cruising qualities, 35 years of performance yacht experience and racing heritage are not lost on the Xc 35. A flexible yet powerful sail plan, excellent stability and easy handling make short work of long passages, giving you more time to explore.



Rod rigging

A frame bowsprit (optional)

Batteries and charger

Sandwich construction

Keel steel frame

L shaped keel, low centre of gravity, epoxy encapsulated

Deck layout

Optimized for safe and easy short handed sailing



The optional cockpit table with central storage, includes compass and handrail with drink holders. Optional chart plotter and autopilot control can be fitted into the aft end of the table.



The large bathing platform is operated by a purchase block system. Below deck storage for a liferaft is accessed from the bathing platform.



The Xc 35 comes standard with 6 self-tailing Harken winches. Optional stainless steel Andersen winches are available as an upgrade.



Optional vacuum applied teak side deck. German mainsheet passes below deck on both sides and is led back to the aftmost cockpit winches.

Cockpit protection



The optional spray hood rests in a "sock" when folded. The aft pushpit teak seats are optional.



The optional spray hood is supported by three stainless steel frames. For canvas colour options, see page 17.



The Xc 35 can be ordered with an optional bimini or cockpit tent. Optional guardrail gate shown on this image.




Xc 35 comes optional with an aluminium framed windshield with toughened glass including a stainless steel framed spray hood.



The optional windshield with the raised spray hood.

Hull style options






Hull trim stripes


Xc 35 comes standard in white gelcoat with steel grey (RAL 7011) waterlines and sheerline stripe, alternative light grey (RAL 7035) waterlines and sheer stripe.



White hull with steel grey stripes



White hull with light grey stripes



Exterior fabrics

Choose between standard Silver Grey (Swela 37362) or alternative Dark Grey (Swela 37365) for sprayhood, bimini, cockpit tent, cockpit cushions, boom cover, forestay cover, cockpit table and wheel covers. Other colours on request.



Markilux dark grey (Swela 37365)



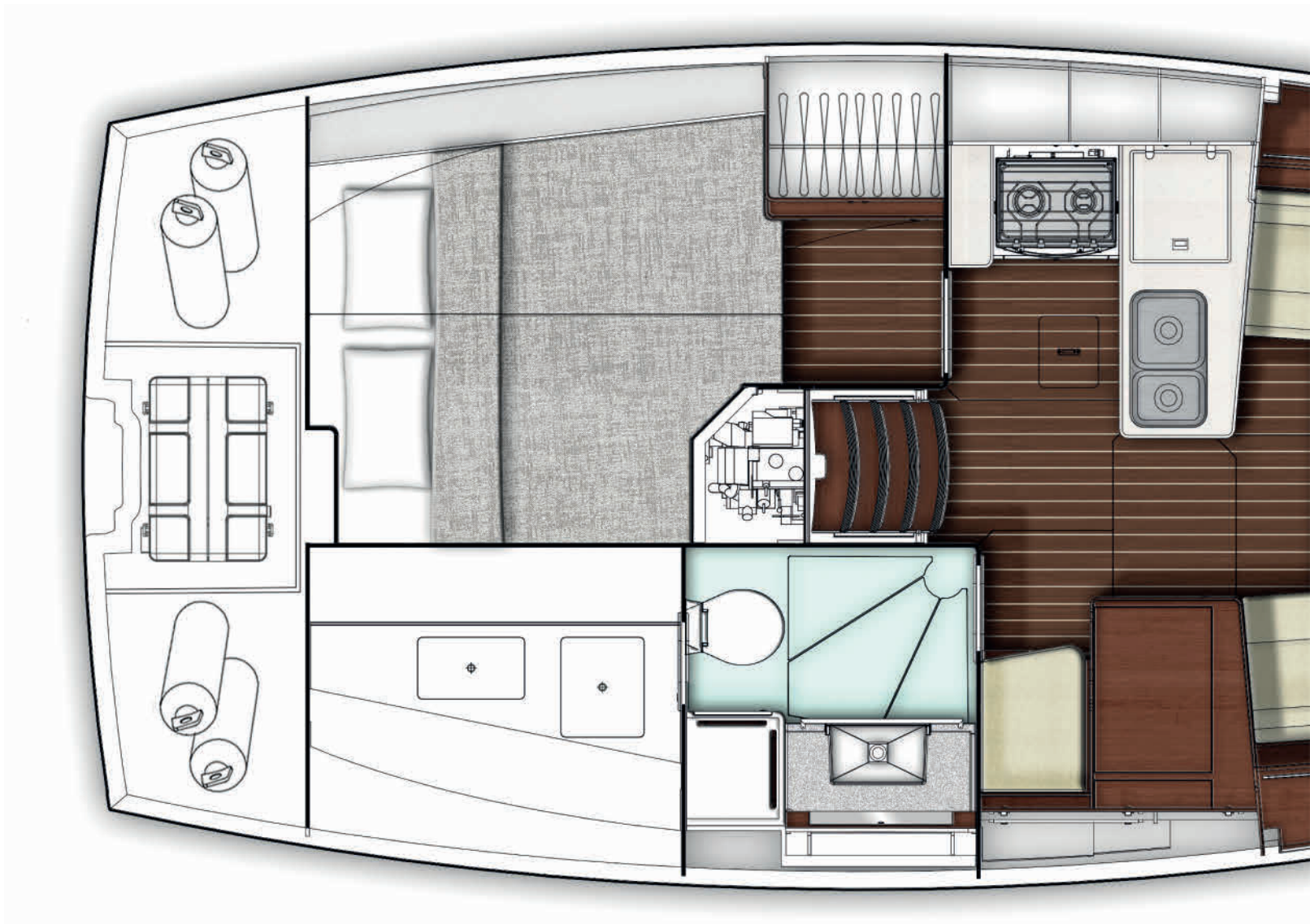
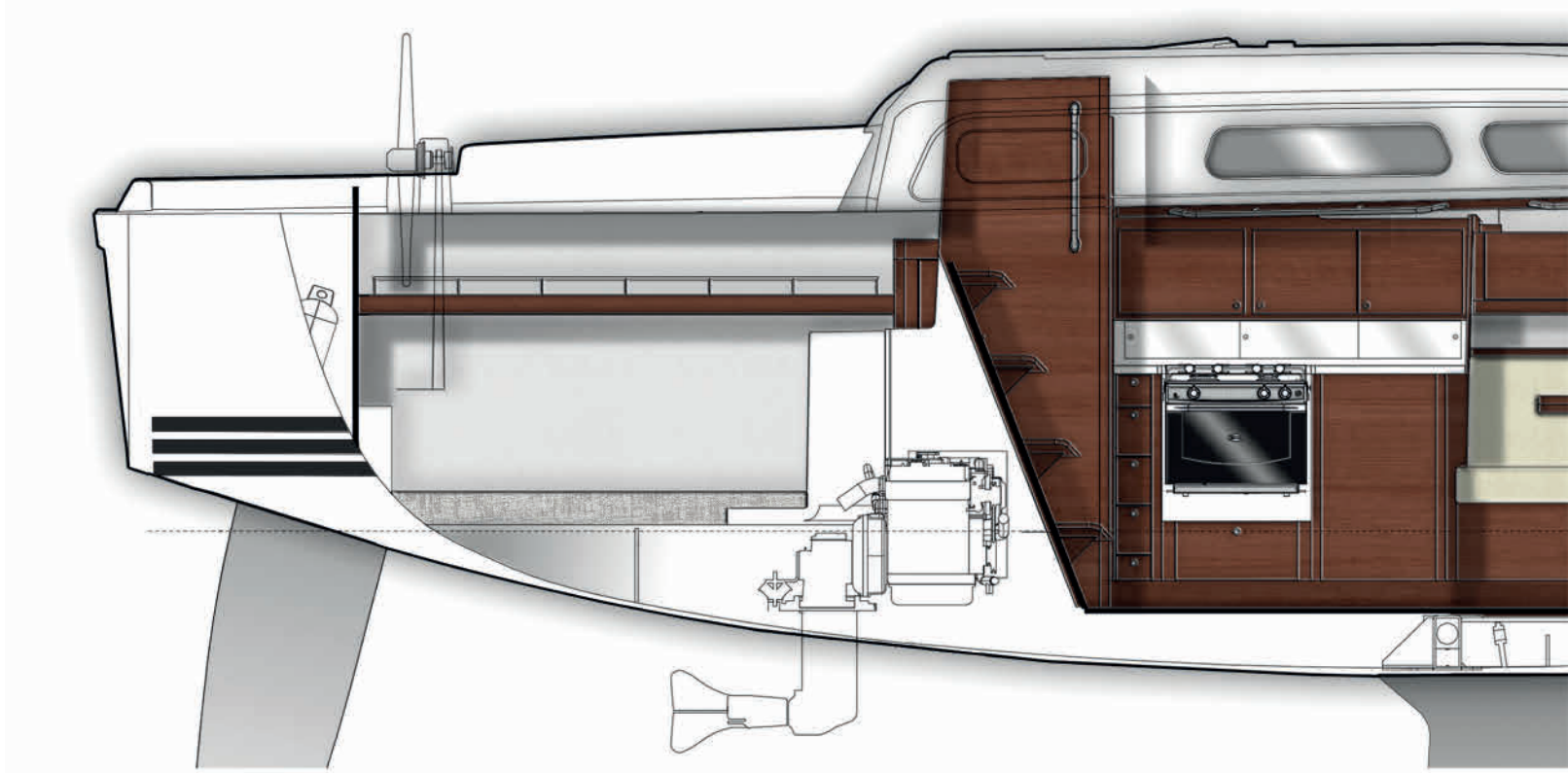
Markilux silver grey (Swela 37362)



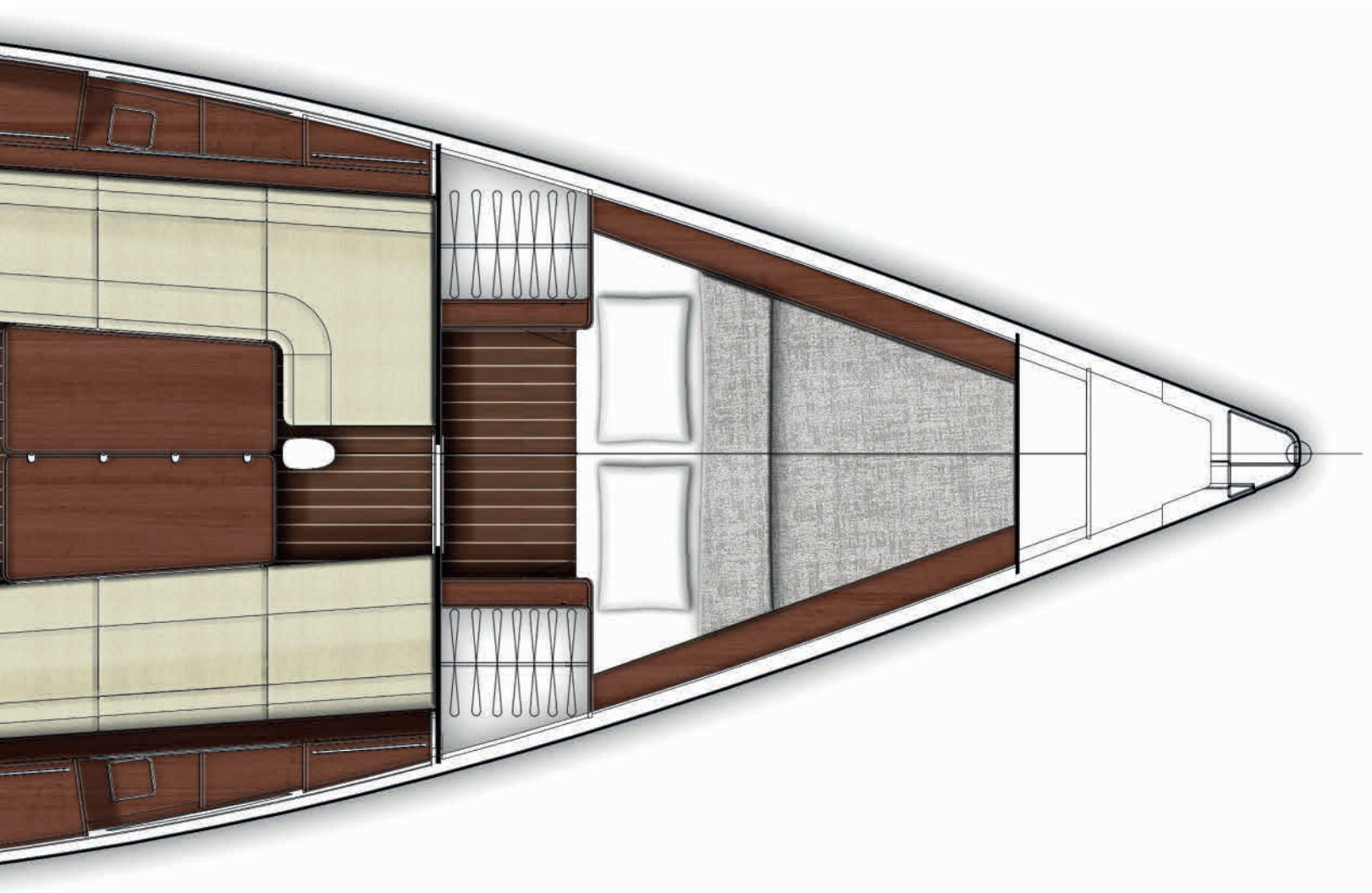

Modern & practical



Interior layout



The Xc 35 interior distribution is conceived to be functional and spacious in a modern Danish style.





Saloon

High quality, detailed interior carpentry sets Xc 35 apart from mass produced boats. Marine plywood with carefully selected surface veneers, laminated fiddles and door frames, all varnished and polished in satin matte finish.

The laminate floorboards are standard teak with holly stripes.

The Xc 35 comes in a variety of standard and optional upholstery fabrics, see opposite.



Above: The standard Xc 35 saloon.

The standard floorboards are teak with holly stripes.
The standard upholstery fabric is Brooks 115 Silver.

Standard fabrics



Nantes Ivory



Nantes Grey White



Brooks 13 Sahara




Brooks 09 Blue




Brooks 115 Silver Grey

Microfibre (optional)



Alsace Blue



Alsace Ivory



Alsace Sand



Nubilux 709 Argent



Galley



Camoan white Corian galley worktop, recessed stainless steel sink, toploaded 120 ltrs cooling box with 100 mm isolation, with cooling plate and compressor.

Four drawers for cutlery, cupboard space for crockery and food as well as for an optional microwave oven.

Gimballed stainless steel oven with two burners (three burners optional).



Nav station



The navigation station sports a large (80 x 62 cm) navigation table, with compartments for charts and stationery, and four large drawers underneath. Space for optional navigation and communication equipment on outboard panels beside chart table.

The navigation station is also home to the main electrical distribution system for the yacht. The main switch panel is located above the nav station seat and includes a 12V DC socket that is located next to the chart table.

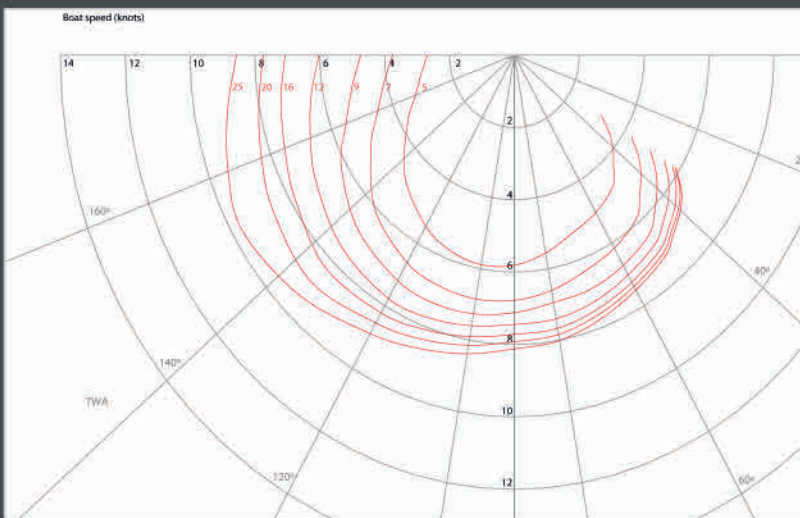




Owner's cabin

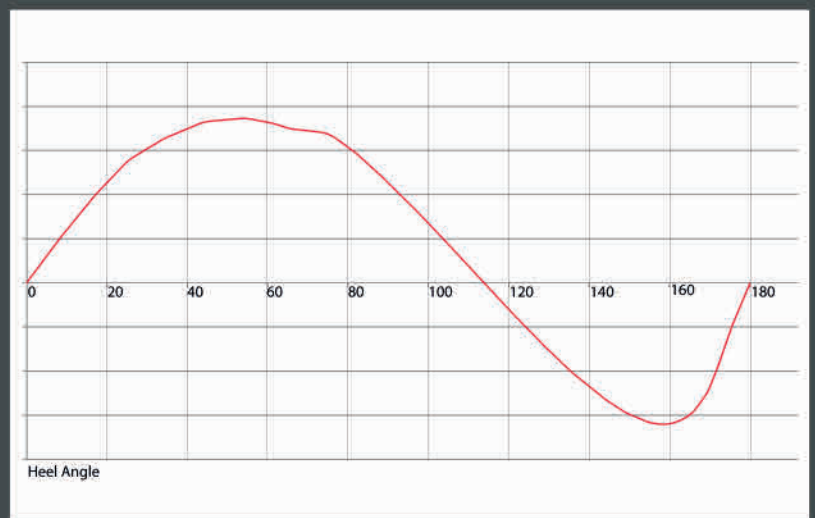


Large double berth (205 cm x 175 cm, max width). Marine plywood mattress supports with ventilation holes for improved ventilation. Mattresses in comfort foam - spring mattresses optional.

Symmetrical wardrobes port and starboard (68 cm x 62 cm) with hangers. Freeboard shelves above berth. Storage space under owner's berth for bedding.



Polar Diagram for Xc 35 with standard keel and cruising condition.



Stability Curve for Xc 35 with standard keel and cruising condition.

This brochure is not contractual. All descriptions, illustrations etc. are indicative.
 X-YACHTS A/S reserves the right to modify or improve the specification without prior notice. August 2014.

SAIL AREAS


Mainsail	35.75 m ²	385 ft ²
Genoa (106%)	29.65 m ²	320 ft ²
Genoa (135%)	37.75 m ²	406 ft ²
Asymmetric spinnaker	101.14 m ²	1,089 ft ²

DIMENSIONS

Hull length	10.36 m	34.00 ft
Waterline length	9.60 m	31.50 ft
Beam	3.52 m	11.55 ft
Draft (standard)	1.90 m	6.23 ft
Draft (shallow)	1.60 m	5.25 ft
Ballast (standard)	2,150 kg	4,740 lbs
Displacement light	6,450 kg	14,220 lbs

ENGINE/TANKS

Engine diesel	22.5 kW	30 HP
Fuel capacity	165 Ltr	43.60 (US) gal
Water capacity	245 Ltr	64.70 (US) gal



Draft (shallow)
Draft (standard)

X-C 35

X-Yachts[®]
WORLD CLASS SINCE 1979